

# Traveler Pocket Alarm



 **WENGER®**



# Table of Contents

|  |    |
|--|----|
| Crafted for Life . . . . .                 | 2  |
| Watch Components . . . . .                 | 3  |
| General Features and Components . . . . .  | 4  |
| <b>Operating Instructions</b>              |    |
| Setting the Time and Date . . . . .        | 5  |
| Setting the Second Time Zone Hand. . . . . | 6  |
| Setting and Activating the Alarm. . . . .  | 7  |
| Caring For Your Watch . . . . .            | 8  |
| Warranty Information . . . . .             | 9  |
| Warranty Service Instructions. . . . .     | 10 |
| Registration Form . . . . .                | 11 |

## **Crafted For Life**

### **Delémont, Switzerland 1893**

Over a century ago, Wenger built a factory in this tiny Swiss village and transformed it into production headquarters for the Genuine Swiss Army Knife™ still used by the Swiss Army today. As it was 100 years ago, each tool, implement and knife manufactured by Wenger is crafted by hand in solid stainless steel and each individually inspected for quality and craftsmanship. This same attention to detail has been applied to genuine Wenger watches. Wenger watches are Swiss-designed, -engineered and -crafted with only the most accurate Swiss movement available. Each watch is constructed with form and function that last a lifetime. As with the genuine Swiss Army knife, Wenger watches are durable, high quality, and versatile enough for use on any occasion. Wenger watches are engineered to provide the same resourcefulness as the genuine Swiss Army knife, supplying functionality beyond the everyday.

## Wenger Traveler Pocket Watch Components

**Movements** – Swiss Alarm/GMT.

**Case Body** – All stainless steel for quality and durability.

**Water-Resistant** – To 30m (99').

**Luminous Markers** – Hands, markers, and numerals are overlaid with Super Luminova<sup>®</sup> which recharges in seconds when exposed to direct sunlight for extended nighttime visibility.

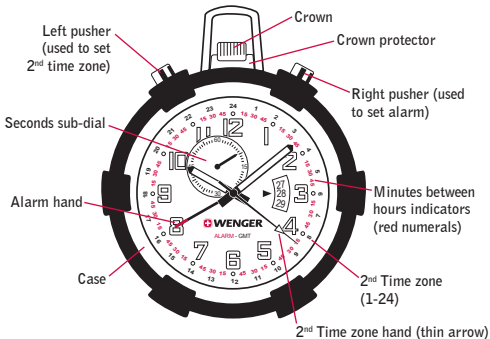
**Crystals** – The crystal is the clear surface which covers the watch dial.

**Dual Time Zone** – Option to track time in two known time zones.

**Date Display Window**

**Military Time** – Printed 24-hour indicators.

## General Features and Components



**Position 1**



**Position 2**



**Position 3**




## Setting the Time and Date

1. Pull out the crown to Position 2 (one "click" out). Rotate crown clockwise until the date shows one day earlier than the date you want to set.
2. Pull out the crown to Position 3 (two "clicks" out). Rotate crown counterclockwise to turn hour hand past 12 until the current date shows. Then set the watch hands to the correct time. Turn the hands past 12 once if you're setting the watch for a P.M. time.
3. Return the crown to the fully depressed Position 1.


## Setting the Second Time Zone Hand

**Note:** The second time zone is read in military time (1:00 p.m. = "13", 2:00 p.m. = "14", etc.). The military time hours appear on the dial of the watch.

1. Pull crown out to Position 2 (one "click" out).
2. Depress and hold down Left Pusher until the second time zone hand (with arrow at end) reaches the desired time. Release and depress in short intervals to slowly advance the second time zone hand..
3. Return the crown to the fully depressed Position 1.



## Setting and Activating the Alarm



The alarm indicator is the hand with the red tip. This hand indicates the time at which the alarm would sound once activated.

1. Pull crown out to Position 2.
2. Rotate crown counterclockwise until the desired alarm time is set.

**Note:** The 45, 30 and 15 numerals between the hours indicate minutes between hours which will help increase the accuracy of the alarm.

3. Push the crown back to the fully depressed Position 1.
4. Depress Right Pusher. You will hear a double beep. This turns the alarm on.
5. Depress Right Pusher. You will hear a single beep. This turns the alarm off.
6. Once the alarm sounds, depress Right Pusher to stop it.

## Caring for Your Watch

Even though your watch is water-resistant, it is not recommended that you wear it in a hot shower, sauna or hot tub. We suggest sending your Wenger watch to our Customer Service Center for battery replacement (please see procedure under "Warranty Service"). Batteries should only be replaced by a professional jeweler to maintain the watch's water-resistancy. If your watch has a bracelet, we suggest you see a jeweler for any sizing adjustments.

## 3-Year Limited Warranty

Wenger is proud to stand by our quality Swiss craftsmanship with a 3-Year Limited Warranty. This Wenger watch is warranted to the original consumer/purchaser against breakage or malfunction under normal use due to defects in material or workmanship. This 3-Year Limited Warranty also includes all components and craftsmanship of the Swiss movement and watch case. We will repair, or at our option, replace any defective Wenger watch with the same or comparable model. We will refund the purchase if repair or replacement is not commercially possible. The warranty will become null and void if the timepiece is misused, abused, tampered with or taken apart, or if the timepiece is repaired by anyone other than an authorized dealer. The warranty is not extended to the watch strap, bracelet, finish, crystal or battery. The warranty does not cover any incidental, consequential or special damage arising from any or all uses of the Wenger watch. Wenger watches must be repaired by an authorized dealer or the warranty is void. Some states do not allow the exclusion or limitations of incidental, consequential or special damages, so the above limitations may not apply.

## Warranty Service

In the United States, please send your watch to: WWRC, 15 Corporate Drive, Orangeburg, NY 10962. Please include a check or money order payable to Wenger NA in the amount of \$10(US) to cover the cost of return shipping and handling (California residents exempt). If your warranty has been rendered void as a result of non-compliance with above warranty restrictions, we will send you an estimate before any repairs are made. When sending your watch to our Service Center, please pack it securely. We suggest insuring the shipment as Wenger NA cannot be responsible for packages not received by the company. Be sure to include your name, mailing address, phone number, email address, proof of purchase and a brief description of the problem. Wenger is not responsible for damage or loss in shipping. Note: Do not send watch boxes. If you have questions or concerns, please call 800-267-3577 or 800-447-7422 to speak to a Customer Care Associate. You may also visit us on the web at [www.WengerNA.com](http://www.WengerNA.com) or contact us via e-mail at [Custsvc@WengerNA.com](mailto:Custsvc@WengerNA.com). In Canada call: 888-838-1504. Outside the U.S. or Canada, please visit [www.Wenger.ch](http://www.Wenger.ch) for further instructions.

## Wenger Watch Registration

For your convenience you can [register online](http://www.wengerna.com/warranty) at [www.wengerna.com/warranty](http://www.wengerna.com/warranty) or complete the form below and mail it to the address on the back.

Name/Nombre: \_\_\_\_\_

Address/Dirección: \_\_\_\_\_

City/Cuidad: \_\_\_\_\_

State/Estado: \_\_\_\_\_ Zip Code/Código Postal: \_\_\_\_\_

Email: \_\_\_\_\_

Date Acquired/Fecha de Adquisición: \_\_\_\_\_

Gift/Regalo       Purchase/Compre

Where Purchased/Lugar de Compre: \_\_\_\_\_



## **Wenger NA**

15 Corporate Drive

Orangeburg, NY 10962 USA

Tel: 1-800-431-2996, 1-845-365-3500

Email: [custsvc@wengerna.com](mailto:custsvc@wengerna.com)

Web: [www.WengerNA.com](http://www.WengerNA.com)

